

Biotinylated Human TSLP Protein

Cat. No. TSP-HM401B

Description	
Source	Recombinant Biotinylated Human TSLP Protein is expressed from HEK293 with His tag and Avi tag at the C-Terminus. It contains Tyr29-Gln159.
Accession	Q969D9-1
Molecular Weight	The protein has a predicted MW of 17.8 kDa. Due to furin cleavage site, the protein migrates to 12 kDa&25-30 kDa based on Bis-Tris PAGE result.
Endotoxin	Less than 1EU per µg by the LAL method.
Purity	> 95% as determined by Bis-Tris PAGE > 95% as determined by HPLC

Formulation and Storage

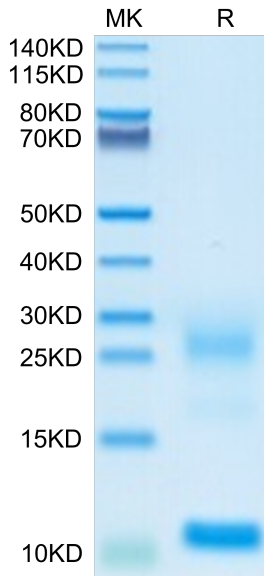
Formulation	Lyophilized from 0.22µm filtered solution in PBS (pH 7.4). Normally 8% trehalose is added as protectant before lyophilization.
Reconstitution	Centrifuge the tube before opening. Reconstituting to a concentration more than 100 µg/ml is recommended. Dissolve the lyophilized protein in distilled water.
Storage	-20 to -80°C for 12 months as supplied from date of receipt. -80°C for 3 months after reconstitution. Recommend to aliquot the protein into smaller quantities for optimal storage. Please minimize freeze-thaw cycles.

Background

Thymic Stromal Lymphopoietin (TSLP) was originally identified as an activity from the conditioned medium of a mouse thymic stromal cell line that promoted the development of B cells. Cytokine that induces the release of T-cell-attracting chemokines from monocytes and, in particular, enhances the maturation of CD11c dendritic cells. Can induce allergic inflammation by directly activating mast cells.

Assay Data

Bis-Tris PAGE



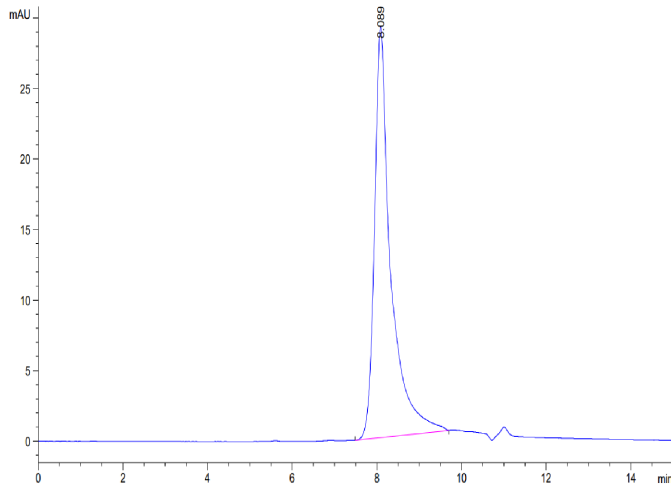
Biotinylated Human TSLP on Bis-Tris PAGE under reduced conditions. The purity is greater than 95%.

SEC-HPLC

Biotinylated Human TSLP Protein

Cat. No. TSP-HM401B

Assay Data

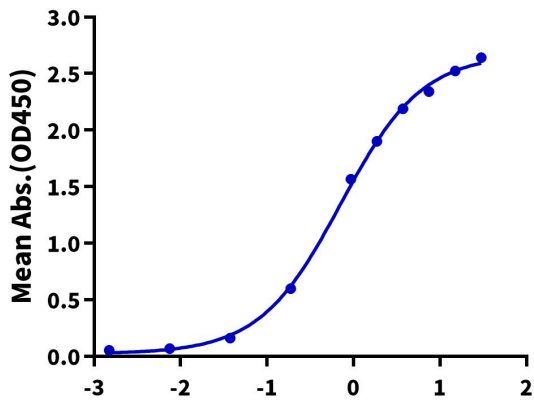


The purity of Biotinylated Human TSLP is greater than 95% as determined by SEC-HPLC.

ELISA Data

Biotinylated Human TSLP, His Tag ELISA

0.5µg Human TSLPR, hFc Tag Per Well



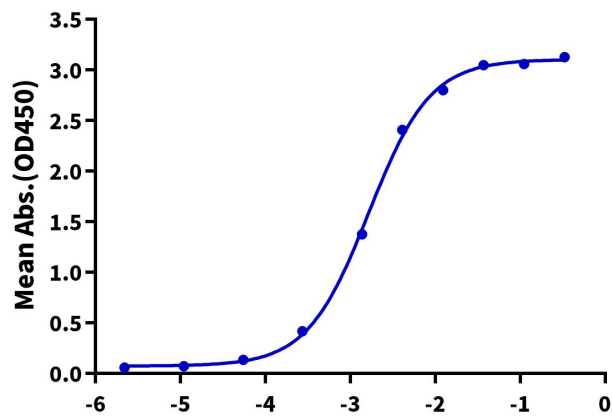
Immobilized Human TSLPR, His Tag at 5µg/ml (100µl/well) on the plate. Dose response curve for Biotinylated Human TSLP, His Tag with the EC50 of 0.71µg/ml determined by ELISA (QC Test).

Log Biotinylated Human TSLP, His Tag Conc.(µg/ml)

ELISA Data

Biotinylated Human TSLP, His Tag ELISA

0.05µg Anti-TSLP Antibody, hFc Tag Per Well



Immobilized Anti-TSLP Antibody, hFc Tag at 0.5µg/ml (100µl/well) on the plate. Dose response curve for Biotinylated Human TSLP, His Tag with the EC50 of 1.6ng/ml determined by ELISA.

Log Biotinylated Human TSLP, His Tag Conc.(µg/ml)